

**BRIDGESTONE**

*Stay on the  
right track*



***RUBBER TRACKS***  
***For Agricultural Tractors***

# HOW TO GET THE MOST OUT OF YOUR RUBBER TRACKS

***Bridgestone utilizes its vast experience to design and test Rubber Tracks for superior performance. In order to get the most out of your Rubber Tracks, you must treat them with care. We recommend the following basic guidelines:***

- 1.** It is essential that you maintain the correct tension on your Rubber Tracks at all times. Check your machine operating manual for details.
- 2.** Check the undercarriage components (i.e. drive wheel, rollers and idler) for wear periodically. Wear and damage of undercarriage components will affect Rubber Track performance and durability.
- 3.** Limit the use of your machine on sharp rocky surfaces and fields with crop stubble.
- 4.** Avoid too many fast and sharp turns, or side slope turns.
- 5.** Prevent large foreign objects from becoming entangled in your undercarriage.
- 6.** Do not drive with Rubber Track sidewall edges pressing against hard walls, curbs and/or other objects.
- 7.** Caution when making tight turns with large implements as they can potentially damage the Rubber Tracks.
- 8.** If oil or similar products get on the Rubber Tracks, clean it off. Over time, oil will degrade the rubber quality.
- 9.** When storing your machine for a period of time, keep it indoors away from rain and direct sunlight. If the machine must be stored outdoors, cover the Rubber Tracks to reduce exposure.



# BRIDGESTONE, RUBBER TRACK EXPERT

*Bridgestone Corporation is a world leading tire and rubber company with 98 manufacturing plants and sales networks in 150 countries.*

*Bridgestone engineers pioneered the Rubber Track in Japan in the 1960's. Since then, our Rubber Tracks have been used on a wide variety of different machines and applications worldwide.*

*Our commitment to extensive R&D, performance focused designs and field testing along with our vast experience of undercarriages assures that Bridgestone Rubber Tracks for Agriculture are the best choice for your tractor.*



## TECHNOLOGY

*Bridgestone and its subsidiary companies develop and make raw materials such as natural rubber, synthetic rubber, carbon, and steel cord that are used in our Rubber Tracks.*




### BRIDGESTONE PROVING GROUND

Bridgestone's state-of-the-art Rubber Track proving grounds, located in Tochigi, Japan, assures the highest integrity designs for Rubber Tracks and under-carriage systems. A variety of real-world terrain conditions are maintained in order to establish consistency during the testing process.

### LABORATORY BENCH TESTING

Laboratory bench testing is very important to accelerate evaluation under controlled conditions. Bridgestone's Rubber Tracks have been tested, evaluated, and proved.



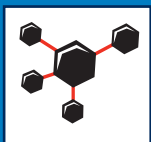
### FEM ANALYSIS SYSTEM

Bridgestone's academically established non-linear, large-displacement FEM analysis system helps engineers to create innovative technologies.

### PRODUCT AND TECHNICAL ASSISTANCE

Bridgestone evaluates in real-world environments and proves products by using actual machines in actual field conditions throughout the world for all Rubber Track applications.

## TECHNICAL ATTRIBUTES



**Rubber Compounds**  
Several unique rubber compounds are utilized in Bridgestone Rubber Tracks to enhance performance in each functional area.



**No-Wave Cable**  
Exclusively designed and manufactured for Rubber Tracks by Bridgestone.

- High Strength for maximum durability
- Ultra Flexible for power efficiency
- Compression and Stretch Resistant
- Anti-Corrosive Braiding Technology



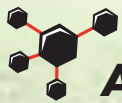
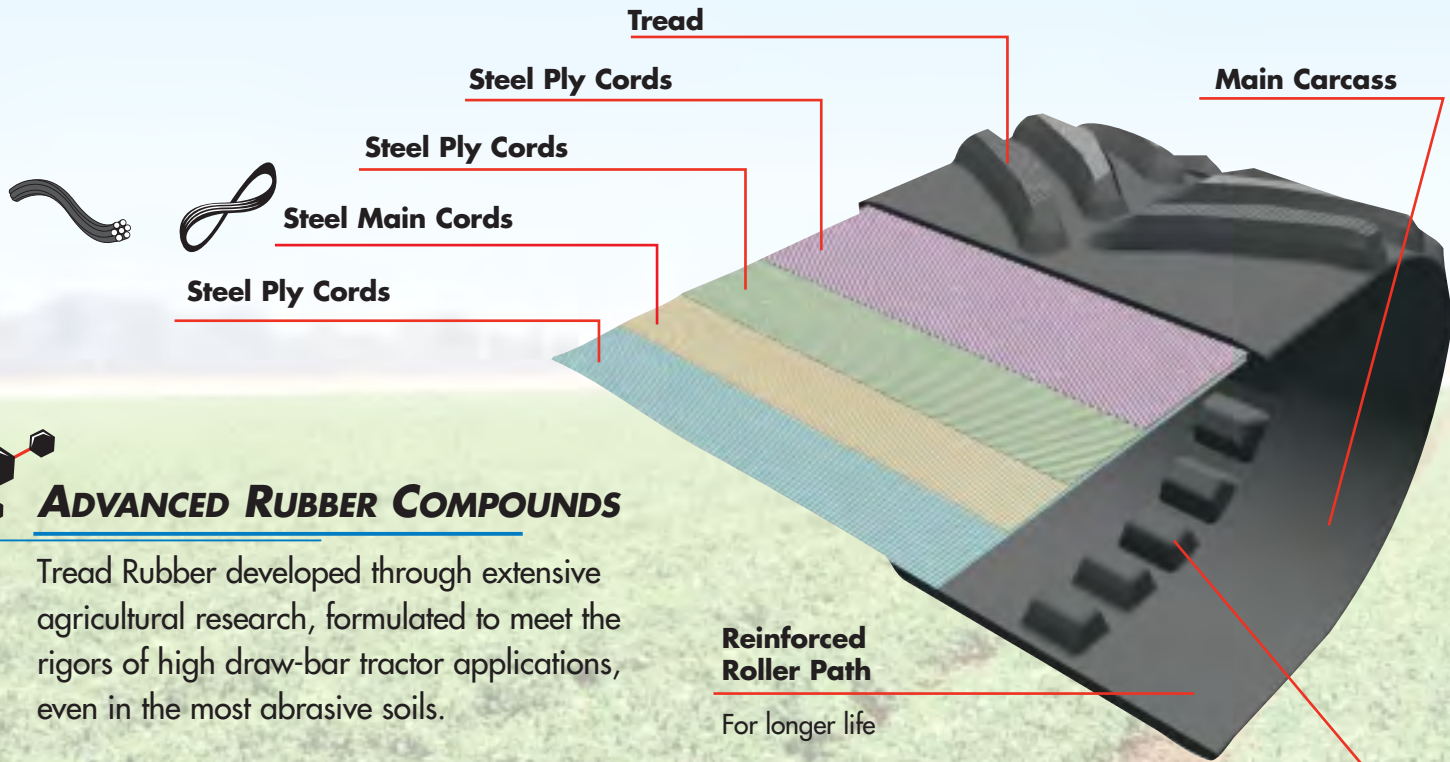
**Spiral Technology**

- Featuring Bridgestone's exclusive No-Wave Cable
- Essential for high speed, high power applications
- Even tension distribution
- Providing no pitch variance
- Accurate circumferential length
- Even traction distribution

**BRIDGESTONE. STAY ON THE RIGHT TRACK.**

# DESIGN AND CONSTRUCTION OF AGRICULTURAL TRACKS

## CONSTRUCTION



## ADVANCED RUBBER COMPOUNDS

Tread Rubber developed through extensive agricultural research, formulated to meet the rigors of high draw-bar tractor applications, even in the most abrasive soils.

### Guide Lug


The Guide Lug Rubber Compound is uniquely blended for its low friction, heat resilient characteristic. It is highly resistant to cuts and gouges.

Bridgestone Guide Lugs will keep your heavy loads tracking straight!

## FEATURES

### Asymmetrical Tread Walls

For lower soil disturbance and clean penetration for high draw-bar load work



### Tread Chamfers

For improved turning performance

### Double Angled Tread Bar


























For better mud release  
Optimized balance of traction and side-slip stabilization  
Smooth Roadability

### Wide-Under-Roller Tread Bar

For even weight distribution, even tread wear. Available on 30", 34", 36" wide tracks  
Prolonged Tread Life



# FIND THE PERFECT AGRICULTURAL RUBBER TRACK

	John Deere® 8000T Series			John Deere® 9000T Series	
Ideal Application	Row-Crop Farming	General Farming	Wet Land Farming	General Farming	General Farming
Track Width	16" (406mm)	24" (610mm)	30" (762mm)	30" (762mm)	36" (914mm)
Track Circumference	324" (8230mm)			378" (9061mm)	
Tread Pattern					
Pitch	6" (152.4mm)			6" (152.4mm)	
Height	2" (50mm)			2" (50mm)	
Guide Lug Type					
Bridgestone Part #	863	864	865	876	877
<b>Challenger® 35, 45, 55</b>			<b>Challenger® 65, 70, 75, 85, 95</b>		
Ideal Application	Row-Crop Farming	General Farming	Wet Land Farming	General Farming	
Track Width	16" (406mm)	24" (610mm)	30" (762mm)	30" (762mm)	
Track Circumference	318" (8077mm)			342" (8687mm)	
Tread Pattern					
Pitch	6" (152.4mm)			6" (152.4mm)	
Height	2" (50mm)			2" (50mm)	
Guide Lug Type					
Bridgestone Part #	872	873	874	875	
<b>Challenger® MT700 Series</b>					
Ideal Application	Row-Crop Farming	General Farming	Wet Land Farming		
Track Width	16" (406mm)	24" (610mm)	30" (762mm)		
Track Circumference	348" (8839mm)				
Tread Pattern					
Pitch	6" (152.4mm)				
Height	2" (50mm)				
Guide Lug Type					
Bridgestone Part #	879	880	881		



"The information contained in this publication is for guidance purposes only. While every effort has been made in its production, no responsibility can be accepted for any loss or damage arising from any undetected error. Any data supplied is subject to possible revision following the date of publication." Produced 08/07

Bridgestone Rubber Tracks are manufactured at facilities that are recognized for their quality of management by the highest international certification standards:



**Quality Management Systems. ISO 9001/2000 Approved**



**Environmental Management Systems. ISO 14001**

**Your Local Dealer:**

** BRIDGESTONE**

**Bridgestone Industrial Products America, Inc.**  
[www.bridgestonerubbertrack.com](http://www.bridgestonerubbertrack.com)

©2007 Bridgestone Industrial Products America Inc. All rights reserved.  
Bridgestone, Bridgestone "B", Passion for Excellence, Spiral Technology, Rubber Compounds and No-Wave Cable are trademarks of Bridgestone Corporation or one of its affiliated companies.