


BRIDGESTONE

*Stay on the
right track*



RUBBER TRACKS

For Asphalt Pavers

HOW TO GET THE MOST OUT OF YOUR RUBBER TRACKS

Bridgestone utilizes its vast experience to design and test rubber tracks for superior performance. In order to get the most out of your rubber tracks, you must treat them with care. We recommend the following basic guidelines:

1. It is essential that you maintain the correct tension on your Rubber Tracks at all times. Check your machine operating and/or service manual for details.
2. Check the undercarriage components (i.e. drive wheel, rollers and idler) for wear periodically. Wear and damage of undercarriage components will affect Rubber Track performance and durability.
3. Limit the use of your machine on large, sharp rocky surfaces and sharp steel edges such as manholes and drainage covers.
4. Do not drive with Rubber Track sidewall edges pressing against hard walls, curbs and/or other objects.
5. Avoid De-tracking episodes by using the following recommendations:
 - Move to a cold area to make turns,
 - Avoid sharp turns if turning on hot asphalt,
 - Use forward instead of reverse, as circumstances allow,
 - Keep turns gradual and in as large of an arc as possible,
 - Repeat zigzag motion with gradual turn instead of pivoting,
 - Maneuvering should be done at the lowest speed permissible.
6. Prevent large foreign objects from becoming entangled in your undercarriage.
7. Remove asphalt buildup on the undercarriage components and Rubber Tracks. Asphalt buildup can cause misalignment between the drive wheel and guide lugs, poor tracking performance and premature undercarriage component and Rubber Track wear.
8. Keep Rubber Tracks aligned properly to ensure durability and performance. Check your machine operating and/or service manual for details.
9. If oil or similar products get on the Rubber Tracks, clean it off immediately. Over time, oil will degrade the rubber quality.
10. When storing your machine for a period of time, keep it indoors away from rain and direct sunlight. If the machine must be stored outdoors, cover the Rubber Tracks to reduce exposure.



BRIDGESTONE, RUBBER TRACK EXPERT

Bridgestone Corporation is a world leading tire and rubber company with 98 manufacturing plants and sales networks in 150 countries.

Bridgestone engineers pioneered the Rubber Track in Japan in the 1960's. Since then, our Rubber Tracks have been used on a wide variety of different machines and applications worldwide.

Our commitment to extensive R&D, performance focused designs and field testing along with our vast experience of undercarriages assures that Bridgestone Rubber Tracks are the best choice for your asphalt paver.



TECHNOLOGY

Bridgestone and its subsidiary companies develop and make raw materials such as natural rubber, synthetic rubber, carbon, and steel cord that are used in our Rubber Tracks.



BRIDGESTONE PROVING GROUND

Bridgestone's state-of-the-art Rubber Track proving grounds, located in Tochigi, Japan, assures the highest integrity designs for Rubber Tracks and under-carriage systems. A variety of real-world terrain conditions are maintained in order to establish consistency during the testing process.

LABORATORY BENCH TESTING

Laboratory bench testing is very important to accelerate evaluation under controlled conditions. Bridgestone's Rubber Tracks have been tested, evaluated, and proved.



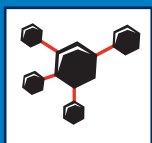
FEM ANALYSIS SYSTEM

Bridgestone's academically established non-linear, large-displacement FEM analysis system helps engineers to create innovative technologies.

PRODUCT AND TECHNICAL ASSISTANCE

Bridgestone evaluates in real-world environments and proves products by using actual machines in actual field conditions throughout the world for all Rubber Track applications.

TECHNICAL ATTRIBUTES



Rubber Compounds
Several unique rubber compounds are utilized in Bridgestone Rubber Tracks to enhance performance in each functional area.



No-Wave Cable
Exclusively designed and manufactured for Rubber Tracks by Bridgestone.
– High Strength for maximum durability
– Ultra Flexible for power efficiency
– Compression and Stretch Resistant
– Anti-Corrosive Braiding Technology

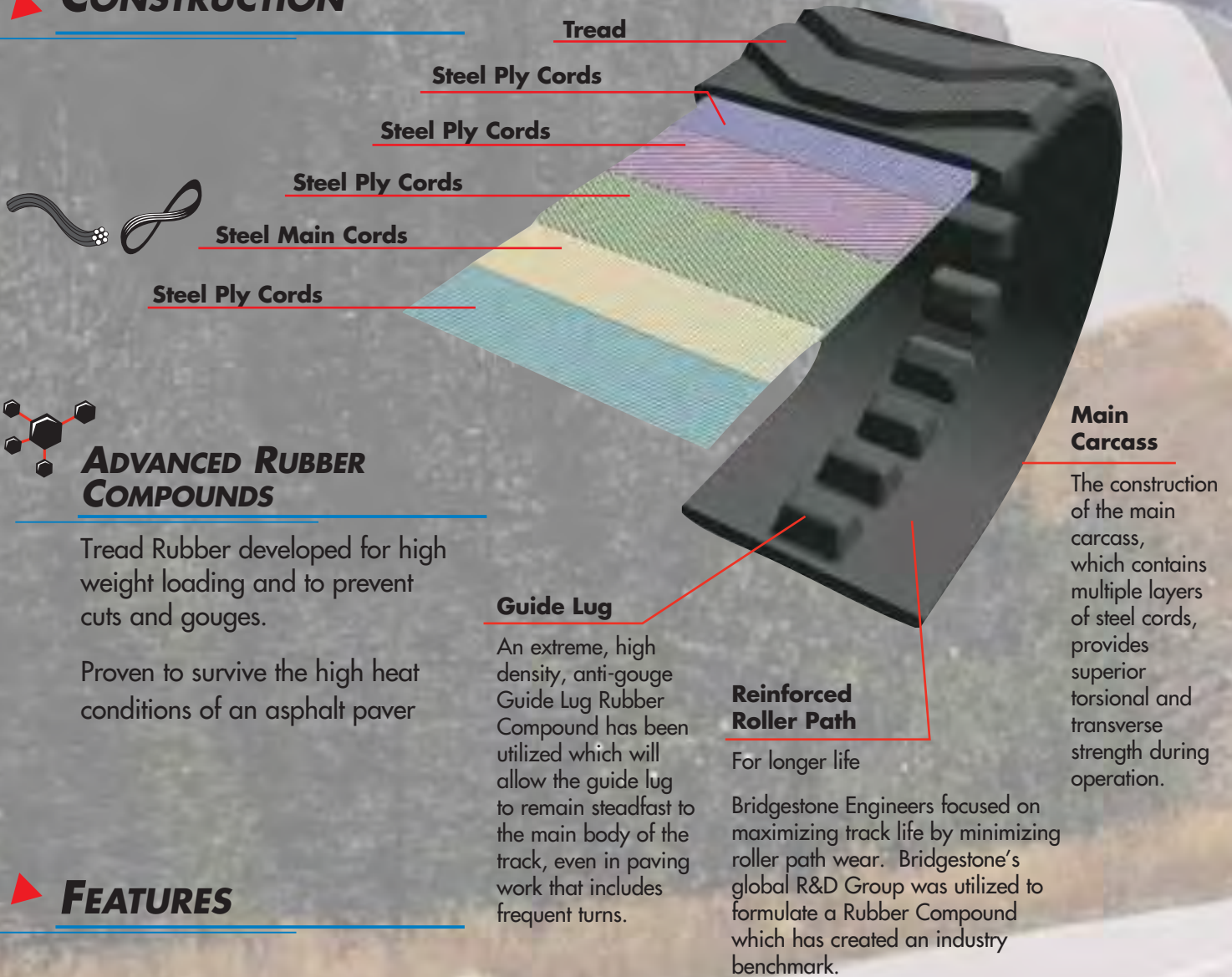


Spiral Technology
– Featuring Bridgestone's exclusive No-Wave Cable
– Essential for high speed, high power applications
– Even tension distribution
– Providing no pitch variance
– Accurate circumferential length
– Even traction distribution

BRIDGESTONE. STAY ON THE RIGHT TRACK.

DESIGN AND CONSTRUCTION OF PAVER TRACKS

CONSTRUCTION



Main Carcass

The construction of the main carcass, which contains multiple layers of steel cords, provides superior torsional and transverse strength during operation.

Reinforced Roller Path

For longer life

Bridgestone Engineers focused on maximizing track life by minimizing roller path wear. Bridgestone's global R&D Group was utilized to formulate a Rubber Compound which has created an industry benchmark.

Guide Lug

An extreme, high density, anti-gouge Guide Lug Rubber Compound has been utilized which will allow the guide lug to remain steadfast to the main body of the track, even in paving work that includes frequent turns.

ADVANCED RUBBER COMPOUNDS

Tread Rubber developed for high weight loading and to prevent cuts and gouges.

Proven to survive the high heat conditions of an asphalt paver

FEATURES



Tread Chamfers









For ease of turning and decreased sub-base material damage.

Paver Tread Pattern

Incorporates a High Tread to Void ratio for a smooth ride and extended service life.

The wide tread bar provides excellent weight distribution and low ground pressure, so as not to leave an imprint in new asphalt. The tread design also has gripping edges for consistent traction on soft sub-base conditions.

FIND THE PERFECT ASPHALT PAVER RUBBER TRACK

	Blaw-Knox® PF4410	Blaw-Knox® PF5510
Track Width	14" (355mm)	19" (483mm)
Track Circumference	276" (7010mm)	312" (7925mm)
Tread Pattern		
Pitch	6" (152.4mm)	
Height	1" (25mm)	
Guide Lug Type		
Bridgestone Part #	855	856
	CAT® AP-655	CAT® AP-1055
Track Width	16" (406mm)	18" (457mm)
Track Circumference	318"(8077mm)	318"(8077mm)
Tread Pattern		
Pitch	6" (152.4mm)	
Height	1" (25mm)	
Guide Lug Type		
Bridgestone Part #	870	868





"The information contained in this publication is for guidance purposes only. While every effort has been made in its production, no responsibility can be accepted for any loss or damage arising from any undetected error. Any data supplied is subject to possible revision following the date of publication." Produced 08/07

Bridgestone Rubber Tracks are manufactured at facilities that are recognized for their quality of management by the highest international certification standards:



Quality Management Systems. ISO 9001/2000 Approved



Environmental Management Systems. ISO 14001

Your Local Dealer:

BRIDGESTONE

Bridgestone Industrial Products America, Inc.
www.bridgestonerubbertrack.com